





**RESOURCE PACK**  
**Piano Activities**  
**for 4 year-olds and above**

**Faith Maydwell**

**1. 24 fun and easy to learn pieces that sequentially teach note names and touch. The emphasis is from large muscles groups (using only one finger on each hand) to smaller muscle groups (next door neighbour fingers). Say the words, drum and say the words, play and say then play and sing (great for aural development). Easy to read graph notation – an important introduction for music reading. Black and white notes are used and notes all over the keyboard. Extra composing/improvising activities.**

 <p style="text-align: right;">  </p> <p>Pony trots and Pony stops-</p> <p>rh3            X    X            X-</p> <p>lh3   X X                    X X</p> <p>Pony trots and stops-STOPS</p> <p>              X    X            X</p> <p>X X                        X-    X</p> <p><b>My Tune</b></p> <p>Pony goes and goes and goes</p> <p>The Pony goes and slows</p> <p style="font-size: small;">Copyright © 2008 PocoPianoOnline.com</p>	 <p style="text-align: right;">    X X</p> <p>Left- Right- Left Right Left-</p> <p>rh3            X-            X</p> <p>lh3 X-                    X            X-</p> <p>Left- Right- Left Right Left-</p> <p>              X-            X</p> <p>X-                        X            X-</p> <p>Altogether fingers marching</p> <p>X X X X X X X X</p> <p>X X X X X X X X</p> <p>Left- Right- Left Right Left-</p> <p>              X-            X</p> <p>X-                        X            X-</p> <p><b>Play this way</b></p> <p>Right-Left- Right Left Right-</p> <p style="font-size: small;">Copyright © 2008 PocoPianoOnline.com</p>
--	---

**2. 12 important instructions on how to sit and how to use the body – each with an easy to remember rhyme. Introduce one every two pieces.**

<p>SHAPE OF HAND ?</p>  <p>AS YOU STAND</p>	<p>SOFT OR SLOW</p>  <p>DON'T HUNCH LOW <small>(Keep the back tall)</small></p>
--	--

**3. Accompaniments (easy) by Simon Lawford of the 24 pieces for parents, friends and teachers to join in.**

**Left-Right- Left Right Left**  
March



Copyright © 2008 PocoPianoOnline.com

**4. An extra activity connected with 1-24, teacher/parents to play this repertoire(33) by great composers that the students can join in - students can play their own patterns on the designated note/notes.**

Rocking (C)

In a Gondola  
(excerpt)

Robert Schumann  
(1810-1856)


Nicht schnell

3

6

**5. Instruction page for students for the extra activity (No.4)**

**In A Gondola**  
**Album For The Young Op 68**



**Robert Schumann**  
**(1810- 1856)**



Copyright © 2008 PocoPianoOnline.com

**Copyright FAITH MAYDWELL**